




Kleen Sweep 40R/47R

Model: HM40B, HM47B, HM40BQP, HM47BQP, HM40QP, HM50QP

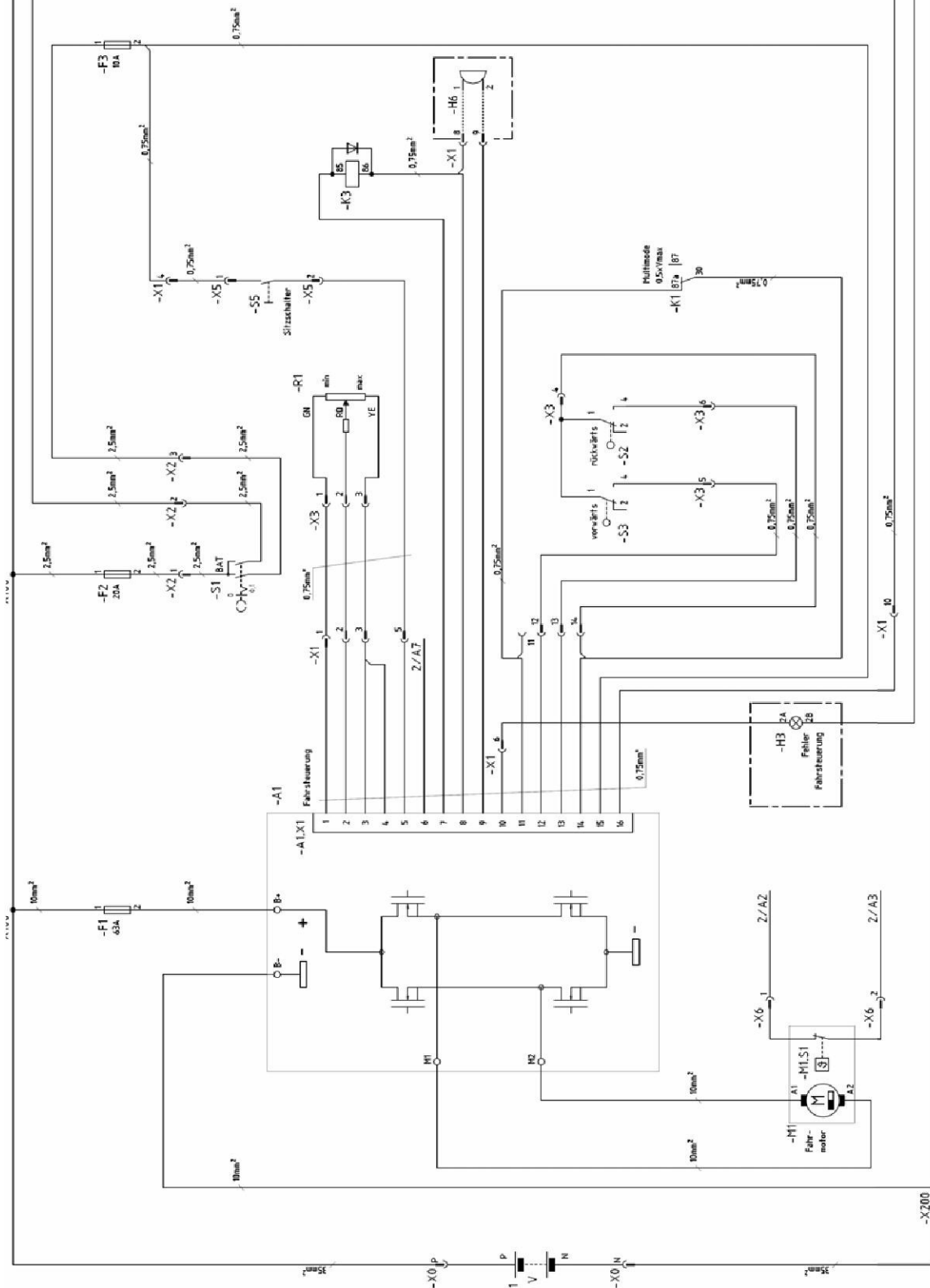
Wiring Diagrams

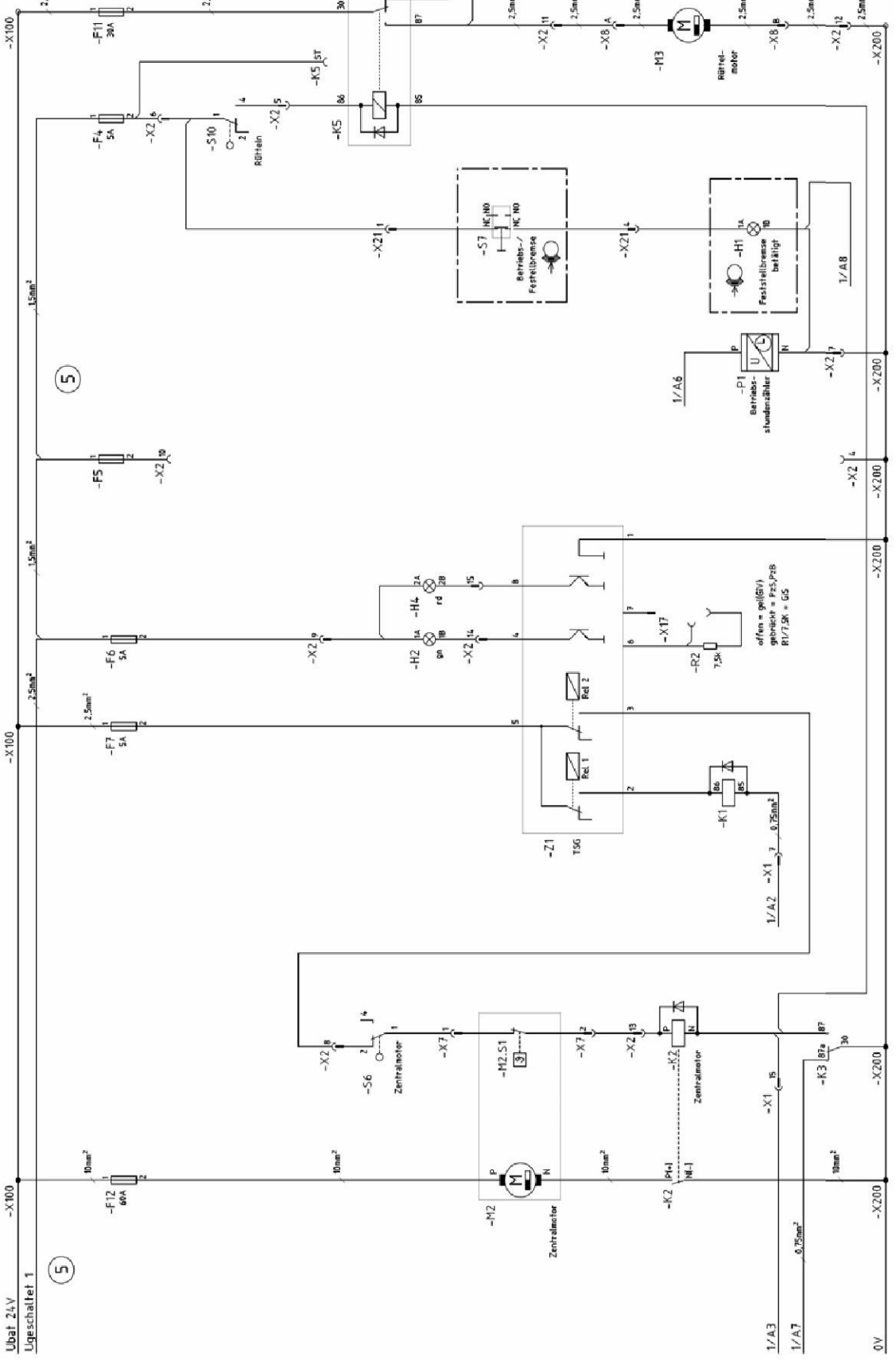


Minuteman[®]

Ref.	Designation	Curr. path
A1	Control unit	/1.8
F1	63A fuse, control unit power module	/1.8
F2	20A pre-fuse U switched 1 and 2	/1.15
F3	10A fuse control unit controlling	/1.25
F4	5A fuse control panel indicators, shaking	/2.24
F5	Fuse reserve	/2.17
F6	5A fuse LDS indication	/2.14
F7	5A fuse LDS	/2.12
F11	30A fuse shaking motor	/2.26
F12	60A fuse main motor	/2.4
G1	24V battery	/1.2
H1	Parking brake pilot lamp (prepared, not fitted)	/2.22
H2	Pilot lamp LDS battery okay	/2.14
H3	Pilot lamp control unit malfunction (prepared, not fitted)	/1.12
H4	Pilot lamp LDS battery discharged	/2.15
H6	Buzzer (prepared, not fitted)	/1.24
K1	Relay Multimode	/2.11
K2	Relay main motor	/2.7
K3	Relay	/1.22
K5	Relay	/2.24
K5	Impulse relay shaking (option)	/2.20
M1	Drive motor	/1.5
M1.S1	Thermal contactor drive motor	/1.6
M2	Main motor	/2.4
M2.S1	Thermal contactor main motor	/2.7
M3	Shaking motor	/2.25
P1	Hourmeter	/2.19
R1	Drive rheostat	/1.18
R2	7kS resistor	/2.14
S1	Key switch	/1.15
S2	Micro-switch reverse ride	/1.18
S3	Micro-switch forward ride	/1.16
S5	Seat switch	/1.20
S6	Micro-switch main motor	/2.7
S7	Service/parking brake switch (optional fitting possible)	/2.22
S10	Micro-switch shaking	/2.24
Z1	LDS	/2.12

5





Ubatf 24 V
Ugeschaltet 1

(5)

(5)

-X100 2.5mm
-X200 2.5mm
-X210 2.5mm
-X200 2.5mm
-X200 2.5mm
-X200 2.5mm
-X200 2.5mm

-X100 2.5mm²
-X200 1.5mm²
-X200 1.5mm²
-X200 1.5mm²
-X200 1.5mm²
-X200 1.5mm²
-X200 1.5mm²
-X200 1.5mm²

-X100 2.5mm²
-X200 2.5mm²
-X200 2.5mm²
-X200 2.5mm²
-X200 2.5mm²
-X200 2.5mm²
-X200 2.5mm²
-X200 2.5mm²

-X200 10mm²
-X200 10mm²
-X200 10mm²
-X200 10mm²
-X200 10mm²
-X200 10mm²
-X200 10mm²
-X200 10mm²

-X100 10mm²
-X200 10mm²
-X200 10mm²
-X200 10mm²
-X200 10mm²
-X200 10mm²
-X200 10mm²
-X200 10mm²

1/A/3 0.75mm²
1/A/7 0.75mm²
0V 10mm²
1/A/7 10mm²
1/A/8 10mm²
1/A/8 10mm²
1/A/8 10mm²
1/A/8 10mm²